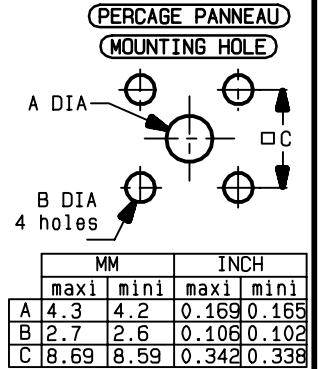
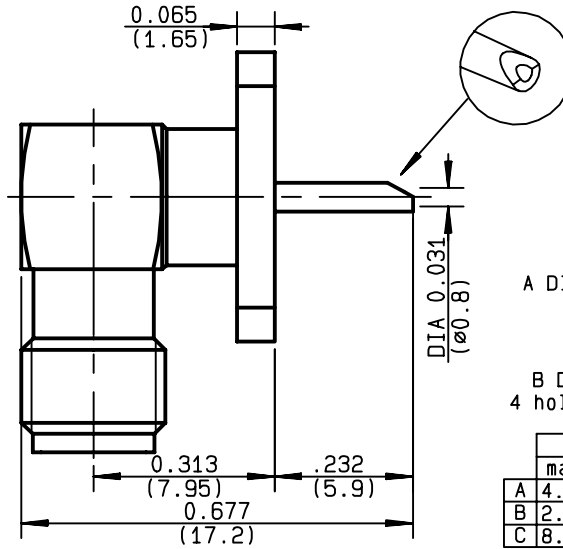
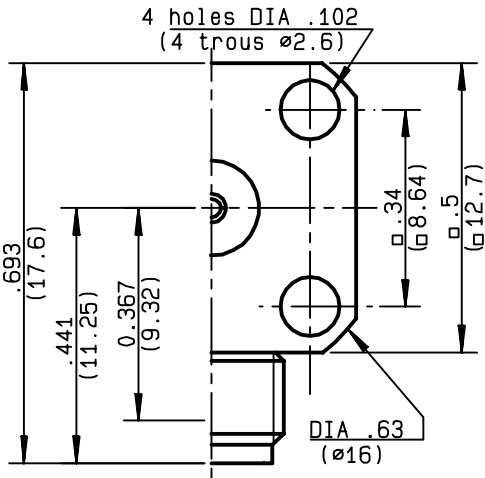


**RIGHT ANGLE SQUARE FLANGE JACK RECEPT.
WITH SOLDER POT CONTACT**

R124.654.003
SERIES SMA-COM



NOMINAL IMPEDANCE	50	Ω
FREQUENCY RANGE	0-18	GHz
TEMPERATURE RATING	-65/+165	$^{\circ}$ C
V.S.W.R	1.18*	+ x F(GHz)Maxi
RF INSERTION LOSS	0.07	\sqrt{F} (GHz) dB Maxi
VOLTAGE RATING	500	Veff Maxi
DIELECTRIC WITHSTANDING VOLTAGE	1000	Veff Mini
INSULATION RESISTANCE	5000	M Ω Mini
HERMETIC SEAL	NA	Atm.cm ³ /s
LEAKAGE (pressurized only)	NA	
MECHANICAL DURABILITY	100	Cycles
WEIGHT	4.5	gr
SPECIFICATION		

CABLES :

OTHERS CHARACTERISTICS

*** VSWR maxi up to 6 GHz**

CABLE RETENTION	NA	N Mini
CENTER CONTACT RETENTION		
Axial force - mating end	27	N Mini
Axial force - opposite end	27	N Mini
Torque	2.8	cm.N Mini
RECOMMENDED TORQUES		
Mating	NA	cm.N
Panel nut	NA	cm.N
Clamp nut	NA	cm.N

CONNECTOR PARTS	MATERIALS	FINISH	(all values are given in micrometers)
BODY	BRASS	GOLD 0.2 OVER NICKEL 2	
OUTER CONTACT			
CENTER CONTACT	BERYLLIUM COPPER	GOLD 1.3 OVER COPPER 2.5	
INSULATOR	PTFE	-	
GASKET		-	
OTHERS PIECES			

TRIQUES

ISSUE	CREATION DATE	FILE PART-NUMBER
9847B00	01/12/1997	96-1200-094



RADIALL[®]

The information given here is subject to change without notice.
Design changes may be in order to improve the product .

Connect to the future